


TAPESTRY  
ONLINE LEARNING JOURNAL


***A Parent Information Session***



# What is Tapestry?




- *An Online learning journal system.*
- *Staff record children's progress and activities using tablet devices and PCs.*
- *Parents can view their child's journal on mobile devices and on their home computers, and can make observations of their own using a secure login system.*
- *When the child leaves the setting, parents can be given PDF copies of the Journal, and a copy of the Journal can be transferred to other schools that use Tapestry for them to continue with it.*



# Why are we using Tapestry?




- *It creates a two way communication between us (the EYs team), and you (the parents and carers).*
- *We can upload flexible media meaning you can see pictures and videos of what your child is up to at school.*
- *Greater opportunities to extend your child's learning at home – you can view next steps and communicate with us whenever you like.*
- *Unlike a physical, hard copy book, it's easy to share with groups of relatives, such as extended families, separated parents and relatives living overseas.*



# *How does it Work?*



- *Photos, videos and observations are uploaded to Tapestry.*
- *It is accessed via the Android/iOS app or the Tapestry website.*
- *It enables you to comment on observations or add your own, so you can show us what your child is doing outside the school day – weekend trips, exciting learning opportunities, trip to the shops etc.*
- *Email notifications can be sent to inform parents of new observations and comments.*





# How does it work?

- Mrs Parsons will send you an email link.
- It should look like this.
- It may go to your junk mail.
- It will send you to this link.



Create your Tapestry login - Galley Hill Primary and Nursery

**Strong passwords:** Current [UK government advice](#) is that passwords should be based on three random words; be different for each service you use; and never be: any family member's name, a pet's name, place of birth, favourite holiday or anything relating to a favourite sports team.

✗ The password must be at least 20 characters long, OR meet all of the following criteria

✗ The password must be at least 12 characters long

✗ The password must have at least 1 uppercase letter

✗ The password must have at least 1 number

✗ The password must have at least 1 symbol

? Must not be too easy to guess. We will check the password against a list of common passwords when it is submitted.

✓ New Password and Confirm Password must match.

New Password


Confirm Password

New PIN

This should be a 4-digit number that is not 0000

Confirm PIN

Submit



# Login Page

The screenshot shows a web browser window with the URL <https://tapestryjournal.com>. The page features a blue background with a white login form on the right side. The form includes the Tapestry logo (a colorful grid pattern) and the text "TAPESTRY ONLINE LEARNING JOURNAL". Below the logo are two input fields: "Email address" and "Password". A blue "Log in" button is positioned below the password field. Underneath the button is a link: "Having trouble logging in?".

Below the login form, there are two buttons: "Need help? Tapestry Tutorials" and "New to Tapestry? What is Tapestry?".

Further down, there is a quote: "You can't use up creativity. The more you use the more you have." by Maya Angelou, Poet, Writer, Campaigner. Below the quote is a link: "Visit the FSF for Early Years news and articles".

At the bottom, there is another link: "Time for a Coffee Break? Busting Health and Safety Myths!".



# What it looks like?

Observations Children

Observations

+ Add Observation

Filter & Sort Observations

Search

**Park**  
03 Dec 2019 04:37 PM by G Parsons Relative  
Garnet Child had a lovely day at the park today. She enjoyed going down the big slide.  
Not in journal Garnet Child

Powered by TAPESTRY  
ONLINE LEARNING JOURNAL



# *How we plan to use it?*


- *As per our current journals, we plan to continue to make one quality observation a week, which we will hope to update by **Friday** each week.*
- *Please note: If your child receives two observations one week, they could not get one the following week. Also if a child is absent for a number of days.*
- *It should work out to 6 observations over a 6 week half term.*
- *We will put special days on there too.*






# *How you can use it?*

- *You can add videos/photographs of things they have been doing at home.*
- *This could include what they have enjoyed about their holiday/break or something they have been working really hard on at home.*
- *Also if they have achievements from any other clubs or after school clubs they attend.*






# *How is the data protected?*



- *A password is required to access Tapestry, and parents can only view observations of their own children, or with permission, group observations.*
- *Hosted on secure cloud servers within the EU.*
- *Tapestry uses the same encryption as online banking.*
- *Data is stored separately for each school.*
- *Tapestry's developers and support personnel require our permission to access our Tapestry account.*




# When will we get started?

## Important Dates



- ***Important to note:*** The email detailing your set up for Tapestry will come from Tapestry and not the school email. Please ensure you check your junk mail.
- We have user guides to support adding a new observation.
- We hope that staff will start to use the online system by **Friday 24<sup>th</sup> January**. Then parents will be able to view your child's online learning journal from **Monday 27<sup>th</sup> January** at the latest.



# Any Questions?

